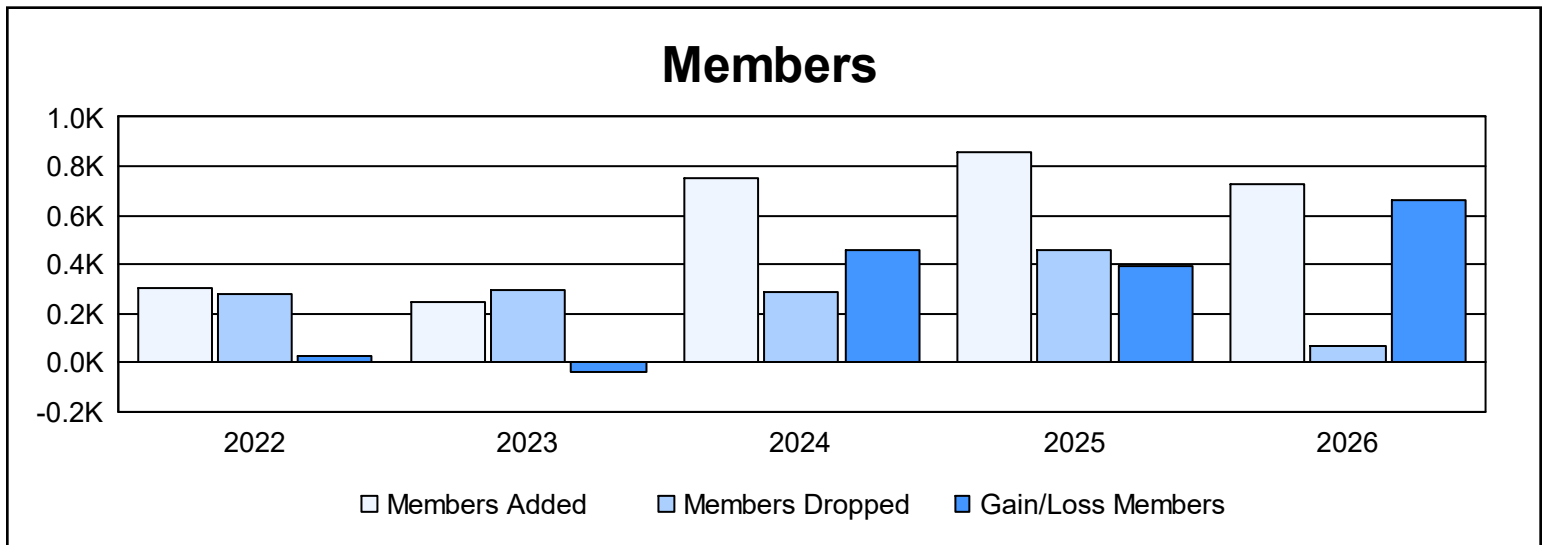
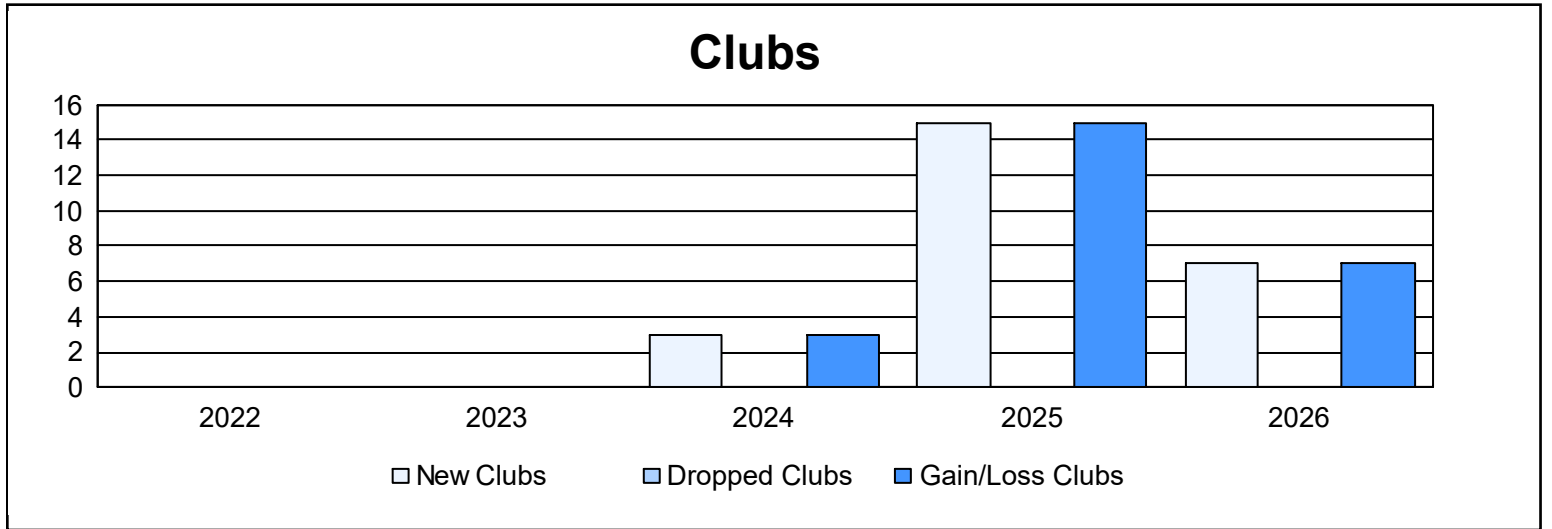
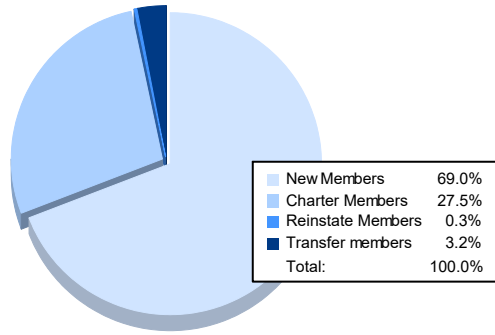


| Year | New Clubs | Dropped Clubs | Gain/ Loss Clubs | New Members | Charter Members | Reinstate Members | Transfer Members | Total Member Added | Total Members Dropped | Gain/ Loss Members |
|----------------|-----------|---------------|------------------|-------------|-----------------|-------------------|------------------|--------------------|-----------------------|--------------------|
| 2021-2022 | 0 | 0 | 0 | 277 | 12 | 4 | 10 | 303 | 277 | 26 |
| 2022-2023 | 0 | 0 | 0 | 217 | 11 | 6 | 16 | 250 | 292 | -42 |
| 2023-2024 | 3 | 0 | 3 | 645 | 69 | 23 | 14 | 751 | 291 | 460 |
| 2024-2025 | 15 | 0 | 15 | 417 | 408 | 22 | 10 | 857 | 460 | 397 |
| 2025-2026 | 7 | 0 | 7 | 504 | 201 | 2 | 23 | 730 | 71 | 659 |
| Average | 5 | 0 | 5 | 412 | 140 | 11 | 15 | 578 | 278 | 300 |



Membership Composition April 2026 Cumulative



Gender Composition April 2026 Cumulative

